

5TH ANNIVERSARY ISSUE

CHICAGO
homeimprovement
WWW.HOMEIMPROVEMENTMAG.COM

JULY 2012[®]

Smart home improvement starts here.

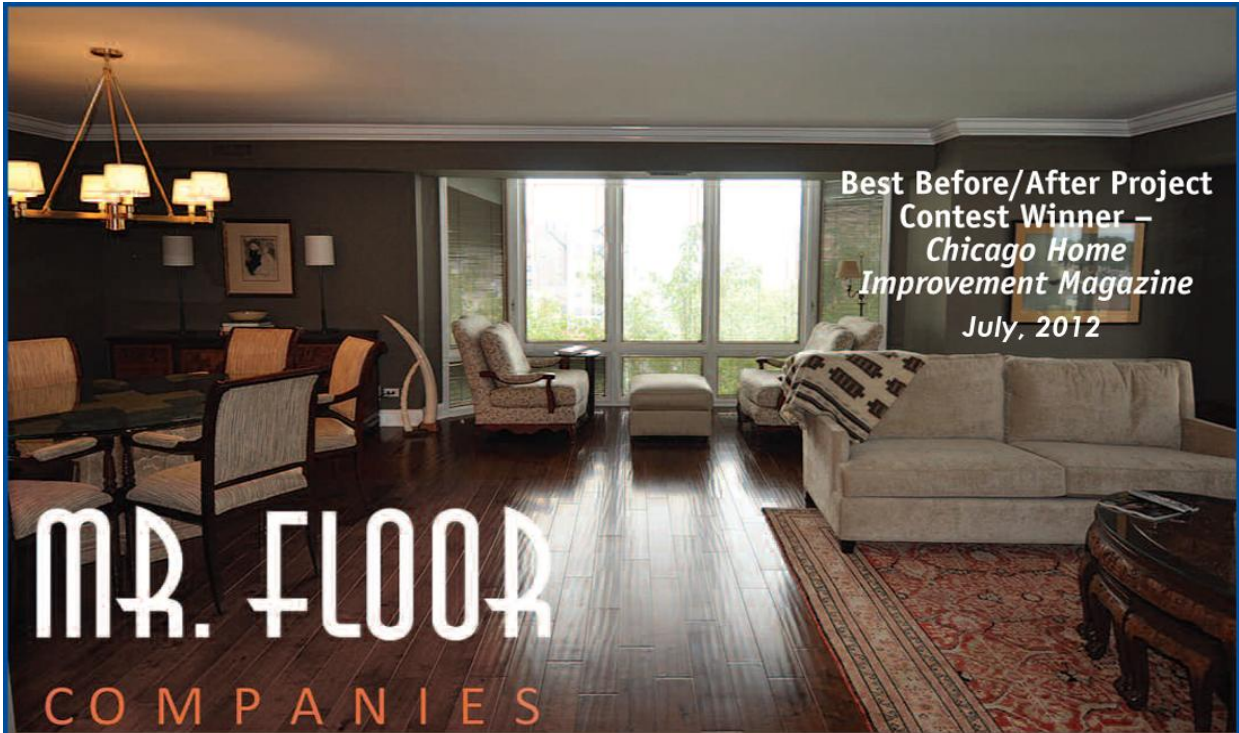
{ See our skyline-view
rooftop deck Makeover
of the Month p.22 }

p.9 *The Inspiration Issue*

The best renovation projects in Chicagoland are on display—see them in detail, learn about their goals and challenges and discover the amazing things local remodelers can do!



Official Green Remodeling
Magazine of NARI of
Greater Chicagoland



Best Before/After Project
Contest Winner –
*Chicago Home
Improvement Magazine*
July, 2012

MR. FLOOR
COMPANIES

**WHEN YOU ARE READY TO
REDECORATE YOUR HOME,
WE ARE READY TO HELP!**





EST 1987

- 25 years of superior craftsmanship
- Custom installation, sanding and finishing of unfinished wood flooring
- Factory-finished solid and engineered wood flooring
- Residential and Commercial
- Innovative Kitchen & Bath Design



Best of Projects



Photos courtesy of Mr. Floor Companies

Quick Turnaround, Fantastic Results

Kitchen and living area renovation by Mr. Floor Companies, Skokie

Walking into the showroom of Mr. Floor Companies, the owner of this home had quite a list of needs. Having recently purchased a spacious condo in nearby Evanston with the intention of selling her current home in Florida, timing was critical. “She had a 1 month window to choose a contractor, finalize designs for her new home and select all materials before flying back to Florida to negotiate the sale of her previous home,” explains Matt Berger, residential and commercial flooring designer for Mr. Floor Companies in Skokie. “She was interested in an overall look and feel that would coordinate with her collection of traditional and eclectic Asian-themed furniture, artwork and accessories, while also offering a modern flair that suits the condo’s urban location.”

Soon after her trip to the Skokie showroom, the team at Mr. Floor Companies started on the renovation, which included replacing all interior doors, trim and baseboards. White painted cabinets were chosen for the kitchen, complemented by engineered quartz countertops for ease of maintenance, as well as stainless-steel appliances. “The client originally requested a solid-wood, nail-down floor, but due to the existing concrete subfloor of her condo, we explained the benefits and cost savings of an engineered floor,” explains John Yun, a certified kitchen and bath designer at Mr. Floor Companies. “The flooring selected is a beautiful FSC-certified, 5-inch-wide, single-plank, medium-brown-stained maple engineered flooring system with a factory finish and a slightly distressed surface to give the suggestion of a rustic look. During the 8-week construction process, we managed the myriad of details and logistics while keeping the client involved throughout with regular phone calls and e-mails with pictures of the progress as we accomplished key milestones.”

www.homeimprovementmag.com

Shout-Outs

The following suppliers helped make this project possible.

- Daltile, Chicago
- The Tile Shop, Northbrook
- Belmondo Tile, Elk Grove Village

Get the Look

- Kitchen cabinetry by Luxor, www.luxorama.com
- Engineered, 5-inch-wide, hand-scraped maple wood flooring
- Quartz countertops by Caesarstone, www.caesarstone.com